Unlocking Power BI: From Data Cleaning to Visualizations

Additional Resources

Private and Confidential

Public & Open Data For Practice

Kaggle

Data.gov

Google Dataset Search

Google Public Data

Data.gov.uk

WHO Data



Struggling to Choose the Right Viz for Your Analysis?

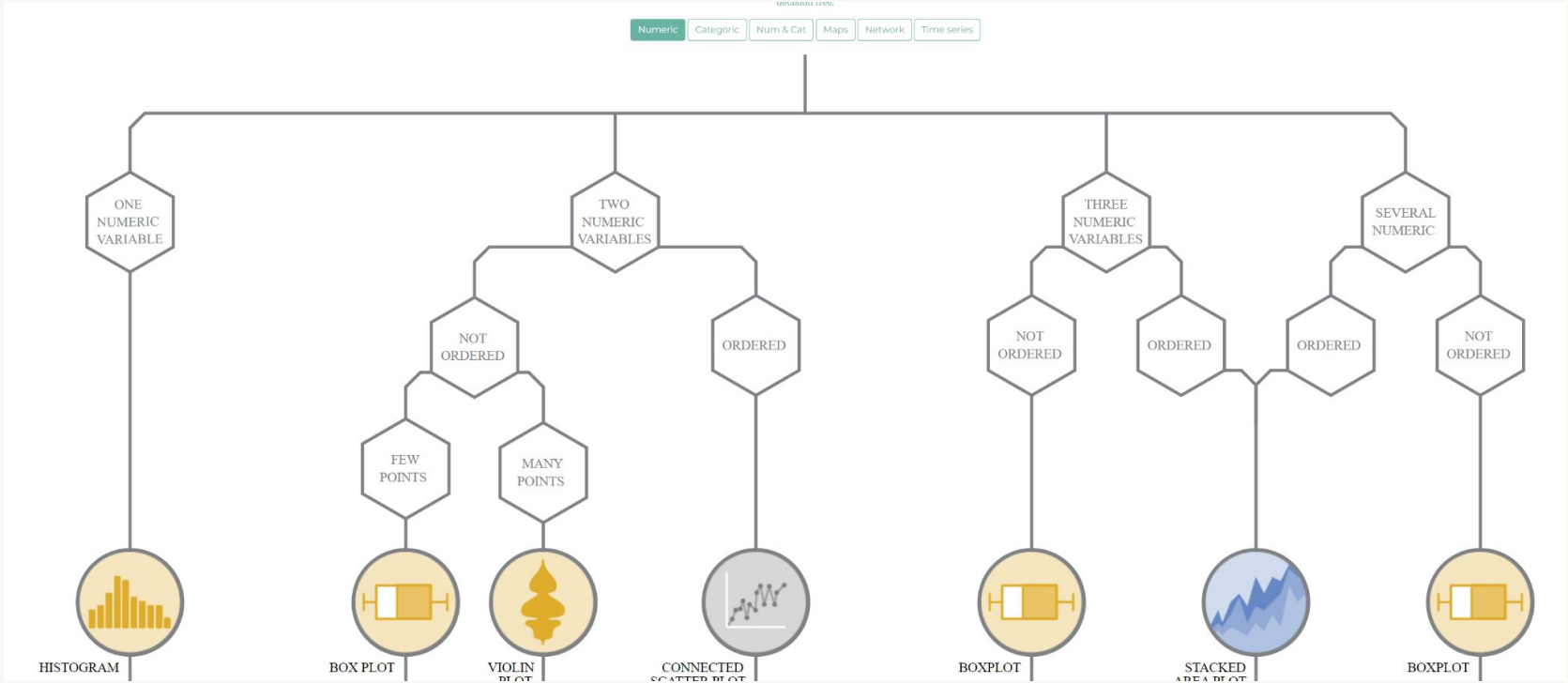

From Data to Viz

Let’s Check Best Practices

multiverse

Private and Confidential

DAX Best Practices

1. Understanding ORDERBY, PARTITIONBY, and MATCHBY functions

2. Appropriate use of error functions

3. Avoid using FILTER as a filter argument

And Many More Here

DAX Microsoft Official Documentation

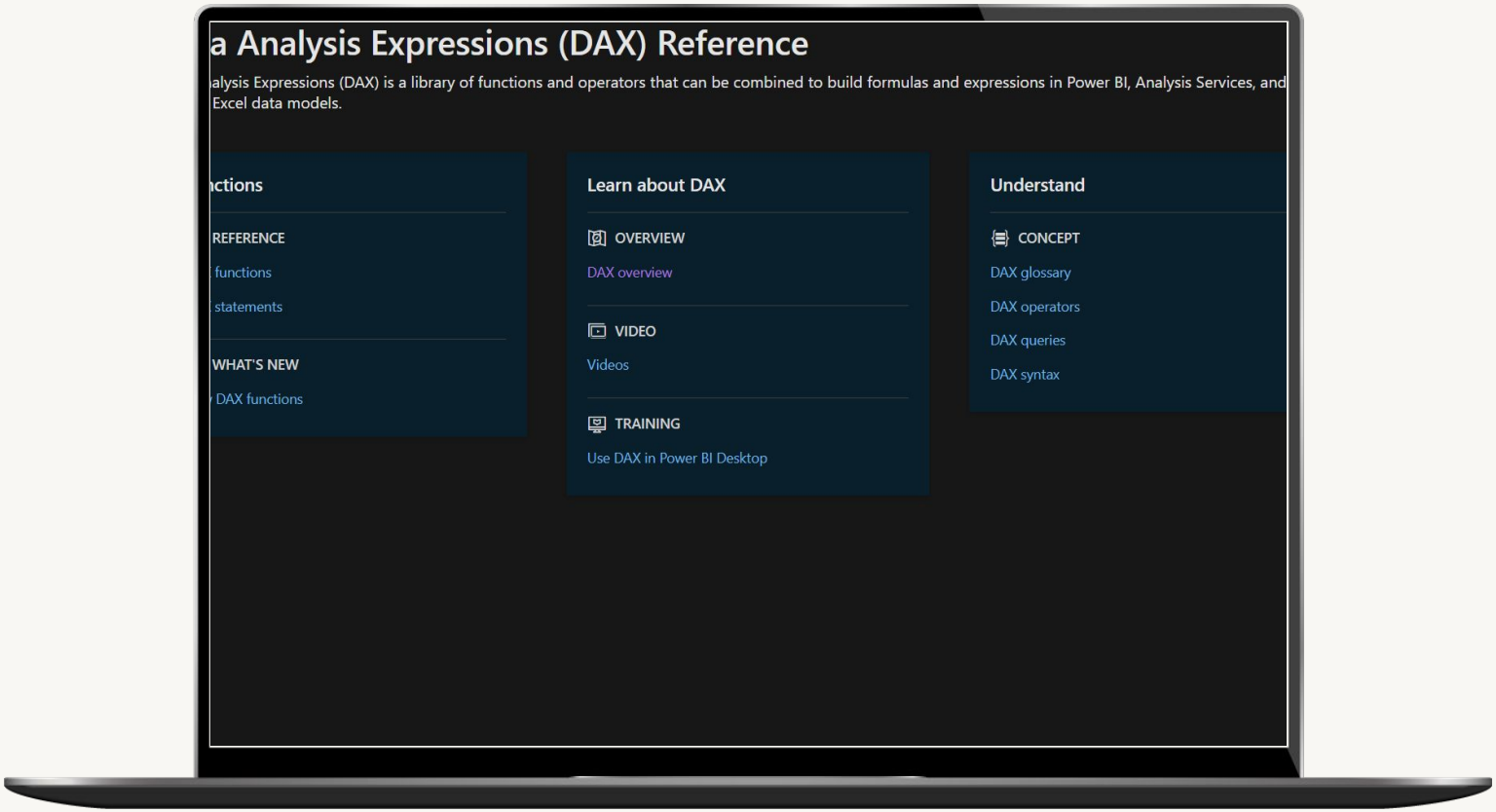

How to make the most out of the session

multiverse

Private and Confidential

End Goal

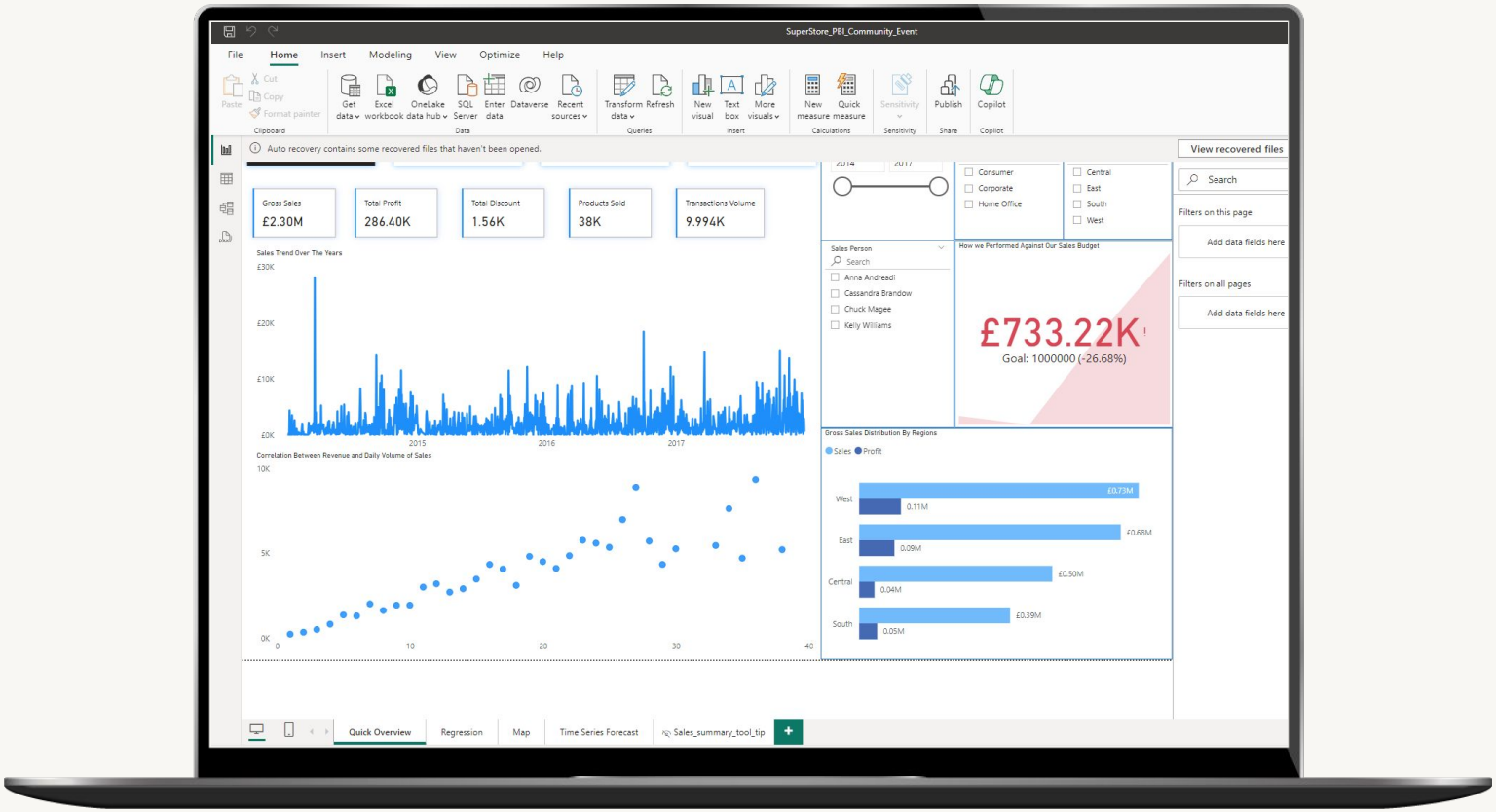
SuperStore_PBI_Community_Event
File
Home
Insert
Modeling
View
Optimize
Help
Auto recovery contains some recovered files that haven't been opened.
View recovered files
Gross Sales
£2.30M
Total Profit
286.40K
Total Discount
1.56K
Products Sold
38K
Transactions Volume
9.994K
Sales Trend Over The Years
Correlation Between Revenue and Daily Volume of Sales
Consumer
Corporate
Home Office
Central
East
South
West
Sales Person
Anna Andreadi
Cassandra Brandow
Chuck Magee
Kelly Williams
How we Performed Against Our Sales Budget
£733.22K
Goal: 1000000 (-26.68%)
Gross Sales Distribution By Regions
Sales
Profit
West
East
Central
South
Search
Filters on this page
Add data fields here
Filters on all pages
Add data fields here
Quick Overview
Regression
Map
Time Series Forecast
Sales_summary_tool_tip

Dataset Used for Demo

multiverse

Private and Confidential

Importing Data 📊 - Xlsx Datasets



Sample - Superstore.xlsx

Private and Confidential

Tips for designing a great Power BI dashboard

multiverse

Private and Confidential

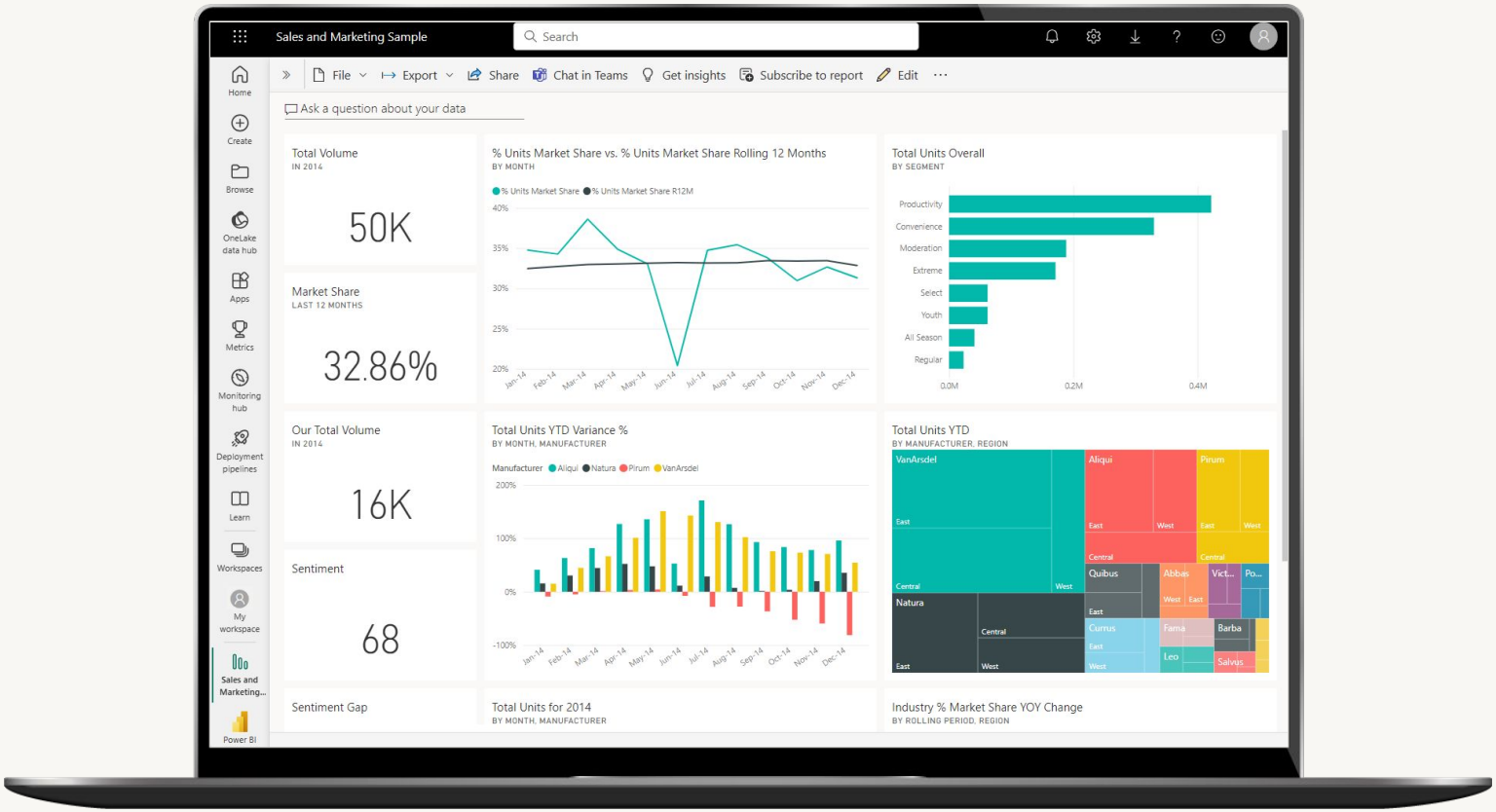
Sales and Marketing Sample
Search
File
Export
Share
Chat in Teams
Get insights
Subscribe to report
Edit
Ask a question about your data
Total Volume
IN 2014
50K
Market Share
LAST 12 MONTHS
32.86%
Our Total Volume
IN 2014
16K
Sentiment
68
Sentiment Gap
% Units Market Share vs. % Units Market Share Rolling 12 Months
BY MONTH
% Units Market Share
% Units Market Share R12M
Total Units YTD Variance %
BY MONTH, MANUFACTURER
Manufacturer
Aliqui
Natura
Pirum
VanArsdel
Total Units for 2014
BY MONTH, MANUFACTURER
Total Units Overall
BY SEGMENT
Productivity
Convenience
Moderation
Extreme
Select
Youth
All Season
Regular
Total Units YTD
BY MANUFACTURER, REGION
Industry % Market Share YOY Change
BY ROLLING PERIOD, REGION
Home
Create
Browse
OneLake data hub
Apps
Metrics
Monitoring hub
Deployment pipelines
Learn
Workspaces
My workspace
Sales and Marketing...
Power BI

Best Practices For Dashboard

multiverse

Private and Confidential

Best Practices For Dashboard Design

- Consider your audience
- Tell a story on one screen
- Make use of full-screen mode
- Accent the most important information
- Place the most important information
- Use the right visualization for the data



Thank you

multiverse

Private and Confidential